



# **Methacton School District (PA)**

**Grades 6-12**  
**Spring 2023**



## Summary

Topic Description	Results
<b>Safety</b>	<b>69%</b> ▼ 3 since last survey
<b>School Belonging</b>	<b>92%</b> 0 since last survey
<b>School Climate</b> Perceptions of the overall social and learning climate of the school.	<b>85%</b> ▼ 3 since last survey
<b>School Engagement</b> How attentive and invested students are in school.	<b>84%</b> ▼ 1 since last survey
<b>Value of School</b>	<b>98%</b> ▼ 1 since last survey

1,638 responses



## Safety

Your average

**69%**

1,638 responses

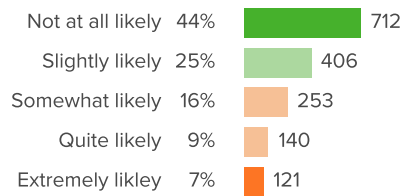
Change

▼ **3**

since last survey

How did people respond?

**Q.1: How likely is it that someone from your school will bully you online?**



▼ **3** from last survey

Favorable: **69%**



## School Belonging

Your average

**92%**

1,638 responses

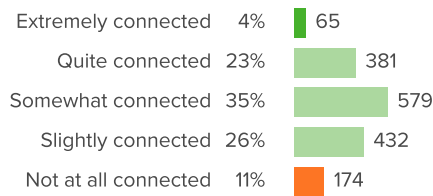
Change

**0**

since last survey

How did people respond?

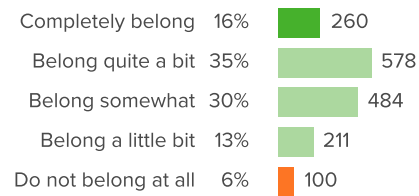
### Q.1: How connected do you feel to the adults at your school?



▲ 28 from last survey

Favorable: **89%**

### Q.2: Overall, how much do you feel like you belong at your school?



▲ 11 from last survey

Favorable: **94%**



## School Climate

Your average

**85%**

1,638 responses

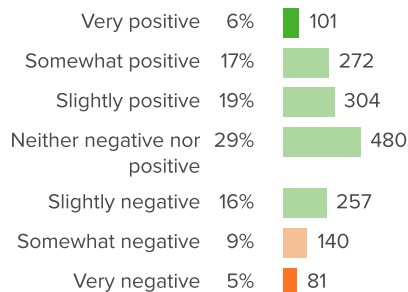
Change

▼ **3**

since last survey

### How did people respond?

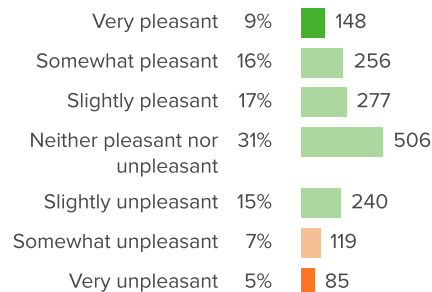
#### Q.1: How positive or negative is the energy of the school?



▲ **38** from last survey

Favorable: **86%**

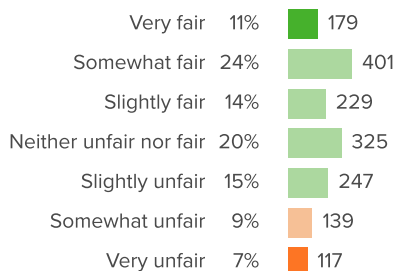
#### Q.2: How pleasant or unpleasant is the physical space at your school?



▲ **39** from last survey

Favorable: **87%**

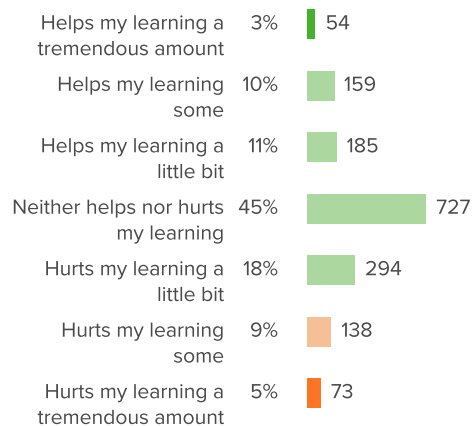
#### Q.3: How fair or unfair are the rules for the students at this school?



▲ **32** from last survey

Favorable: **84%**

#### Q.4: At your school, how much does the behavior of other students hurt or help your learning?

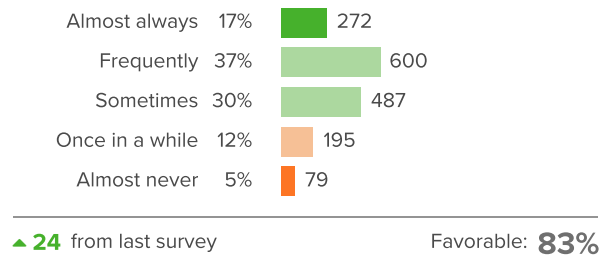


▲ **61** from last survey

Favorable: **87%**



**Q.5: How often do your teachers seem excited to be teaching your classes?**





## School Engagement

Your average

**84%**

1,638 responses

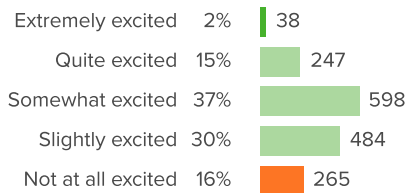
Change

▼ **1**

since last survey

How did people respond?

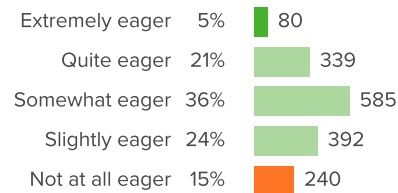
### Q.1: How excited are you about going to your classes?



▲ **67** from last survey

Favorable: **84%**

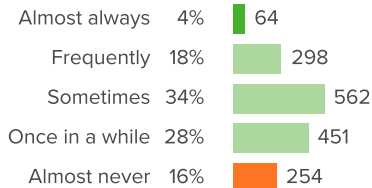
### Q.2: In your classes, how eager are you to participate?



▲ **58** from last survey

Favorable: **85%**

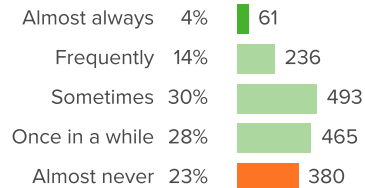
### Q.3: How often do you get so focused on activities in your classes that you lose track of time?



▲ **60** from last survey

Favorable: **84%**

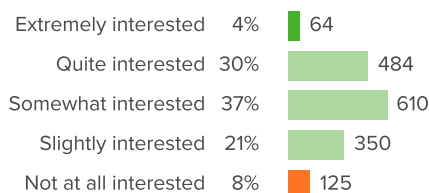
### Q.4: When you are not in school, how often do you talk about ideas from your classes?



▲ **61** from last survey

Favorable: **77%**

### Q.5: Overall, how interested are you in your classes?



▲ **57** from last survey

Favorable: **92%**



## Value of School

Your average

**98%**

1,638 responses

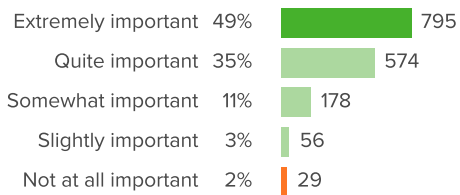
Change

▼ **1**

since last survey

How did people respond?

**Q.1: How important is it to you to do well in your classes?**



▲ **3** from last survey

Favorable: **98%**